

MUSLIM VOTER ATTITUDES: GEORGIA

October 19, 2020

Tom K. Wong, PhD
Sebastian Bonilla

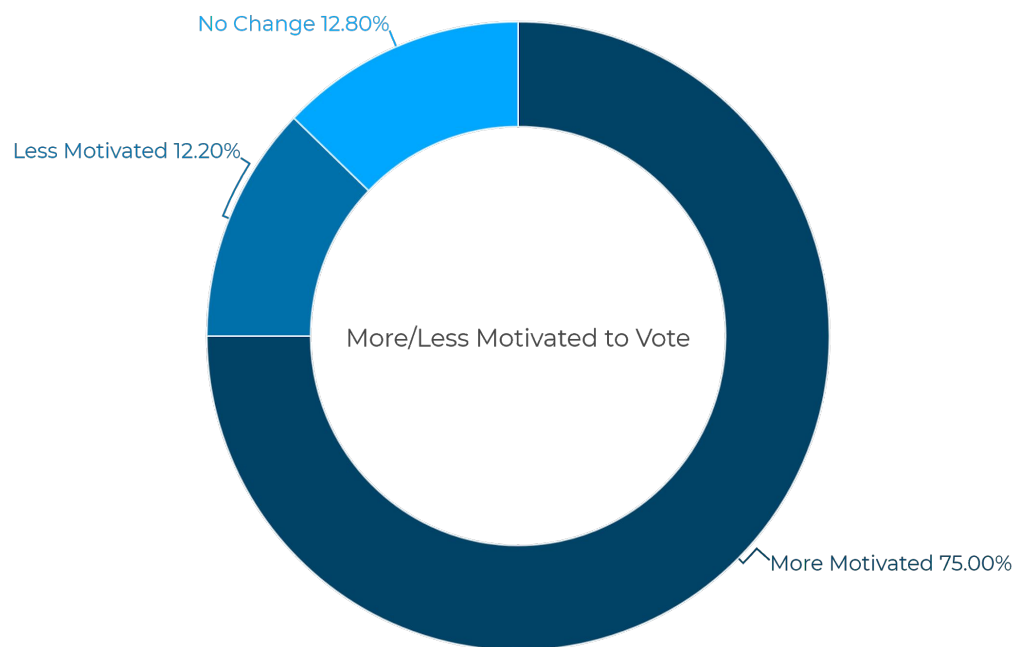
EXECUTIVE SUMMARY

This data and policy brief reports the results of one of the first surveys of Muslim voters in Georgia (n = 298) that the authors are aware of. The survey was fielded from July 17 to August 17 and is the result of a collaboration between the U.S. Immigration Policy Center (USIPC) at UC San Diego and the Georgia Muslim Voter Project (GAMVP), with support from the RISE Together Fund. There are an estimated 32,000 to 64,000 Muslim voters in Georgia, which makes the margin of error +/- 5.6%.

- Muslim voters in Georgia are motivated to vote in the upcoming general election, as 3 out of 4 of our respondents say they are more motivated to vote in November compared to previous elections
- While Muslim voters are more motivated to vote in the upcoming general election, the results also make clear that more work needs to be done to encourage voting by mail, as just 35% say that they plan on voting via absentee ballot
- The overwhelming majority of our respondents, 87%, say that it is “absolutely essential” or “very important” to have a president that understands or tries to understand the issues facing Muslims in the U.S.
- Muslim voters in Georgia want a president who publicly supports hate crimes legislation that better protects communities of color, as the majority of our respondents, 55%, say that this is the public position that they would most like to see a president take
- Muslim voters in Georgia want police accountability and reform, as the plurality of our respondents, 38%, say that this is their most important public safety issue
- Muslim voters in Georgia are concerned about health access, as the majority of our respondents, 62%, say that “Health access, including Medicare for all” is their most important public health issue

MUSLIM VOTERS IN GEORGIA ARE MORE MOTIVATED TO VOTE

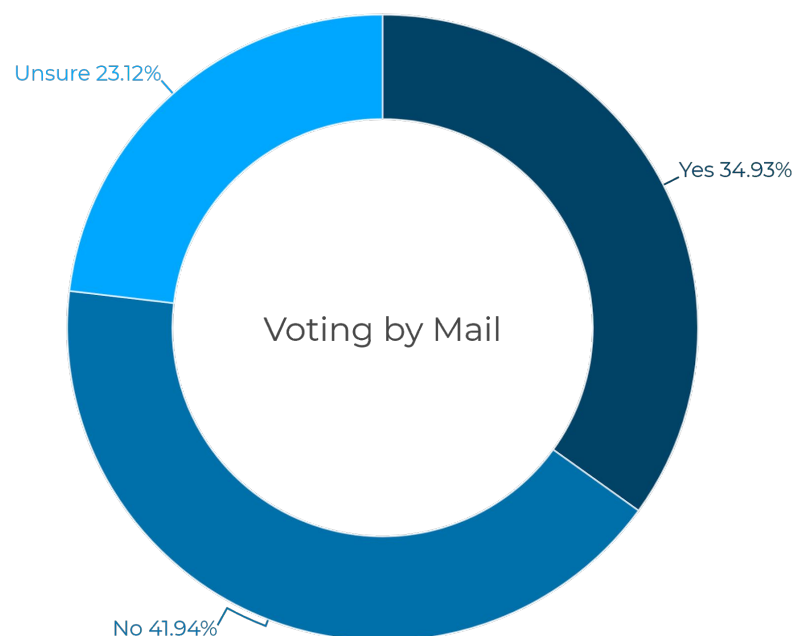
The results make clear that Muslim voters in Georgia are motivated to vote in the upcoming general election. When asked, “Compared to previous elections, would you say you are more motivated or less motivated to vote in this upcoming general election?” a robust 75% say that they are “more motivated,” while 12% say they are “less motivated,” and 13% say “no change.”



Question: “Compared to previous elections, would you say you are more motivated or less motivated to vote in the upcoming general election?”

MORE WORK NEEDS TO BE DONE TO ENCOURAGE VOTING BY MAIL

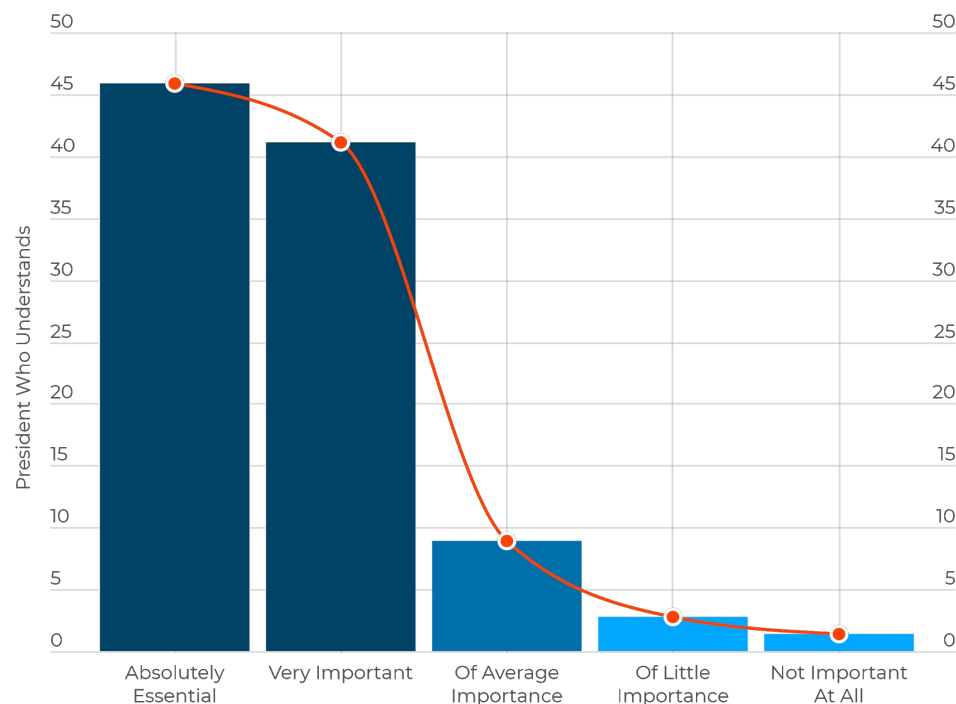
While Muslim Voters are motivated to vote in the upcoming general election, the results also make clear that more work needs to be done to encourage voting by mail. As the COVID-19 pandemic continues, voting via absentee ballot remains among the safest ways to cast a ballot. However, when asked, “Do you plan on voting during the November 2020 General Election via absentee ballot?” just 35% say “yes,” 42% say “no”, and 23% say that they are “unsure” or do not know what an absentee ballot is.



Question: [If YES to voting in November] “Do you plan on voting during the November 2020 general election via absentee ballot?”

MUSLIM VOTERS WANT A PRESIDENT WHO UNDERSTANDS ISSUES FACING MUSLIMS

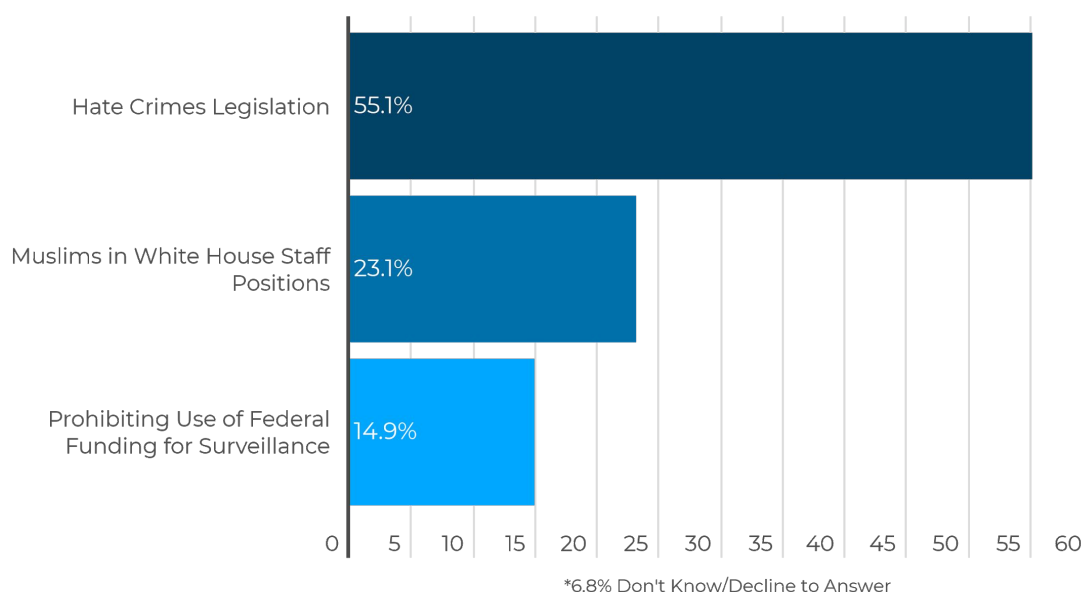
Against the backdrop of the upcoming general election, we asked Muslim voters in Georgia “How important is it for you to have a president that understands or tries to understand the issues facing Muslims in the U.S.?” The overwhelming majority of our respondents, 87%, say that it is “absolutely essential” or “very important” to have a president that understands or tries to understand the issues facing Muslims in the U.S. Just 9% say that this is “of average importance,” 3% say that this is “of little importance,” and 1% say that this is “not important at all.”



Question: “How important is it for you to have a president who understands or tries to understand the issues facing Muslims in the U.S.?”

MUSLIM VOTERS WANT HATE CRIMES LEGISLATION PROTECTING PEOPLE OF COLOR

In asking, “Which of the following three public positions would you most like to see a president take?” respondents were asked to choose between: an executive order prohibiting the use of federal funding for the surveillance of Mosques and Muslim communities; a public commitment to include Muslims in senior White House staff positions; or publicly supporting hate crimes legislation that better protects communities of color. Perhaps reflective of the broader national reckoning that the country is currently experiencing when it comes to racial injustice, the majority of our respondents, 55%, say that publicly supporting hate crimes legislation that better protects communities of color is the public position among our answer options that they would most like to see a president take.

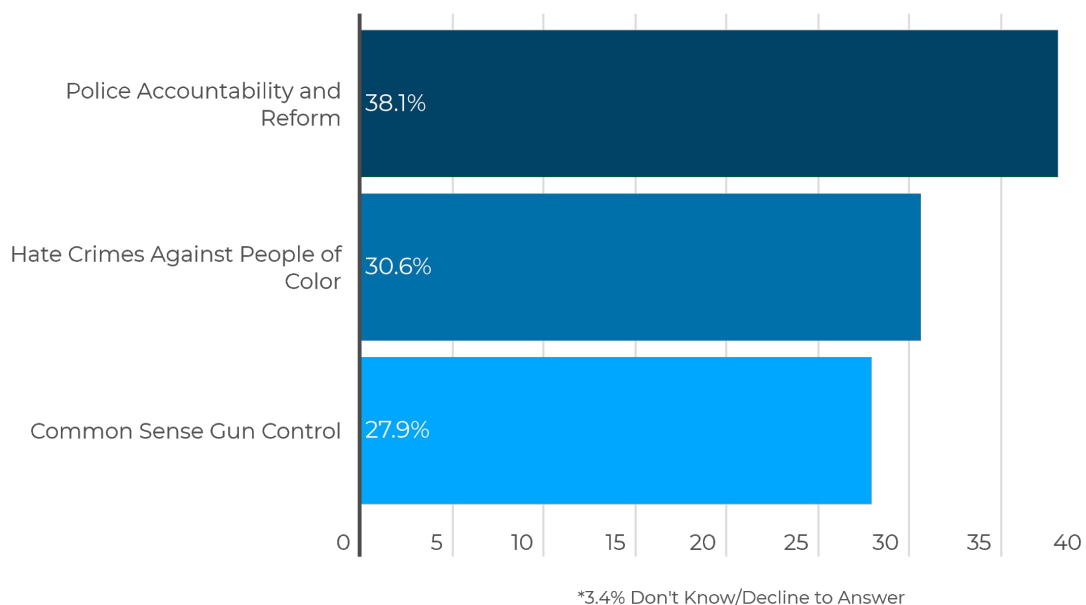


Question: “Next, I’m going to read three public positions a president can take.

Which of the following three public positions would you most like to see a president take? An executive order prohibiting the use of federal funding for the surveillance of Mosques and Muslim communities. A public commitment to include Muslims in senior White House staff positions. Or publicly supporting hate crimes legislation that better protects communities of color.”

MUSLIM VOTERS IN GEORGIA WANT POLICE ACCOUNTABILITY AND REFORM

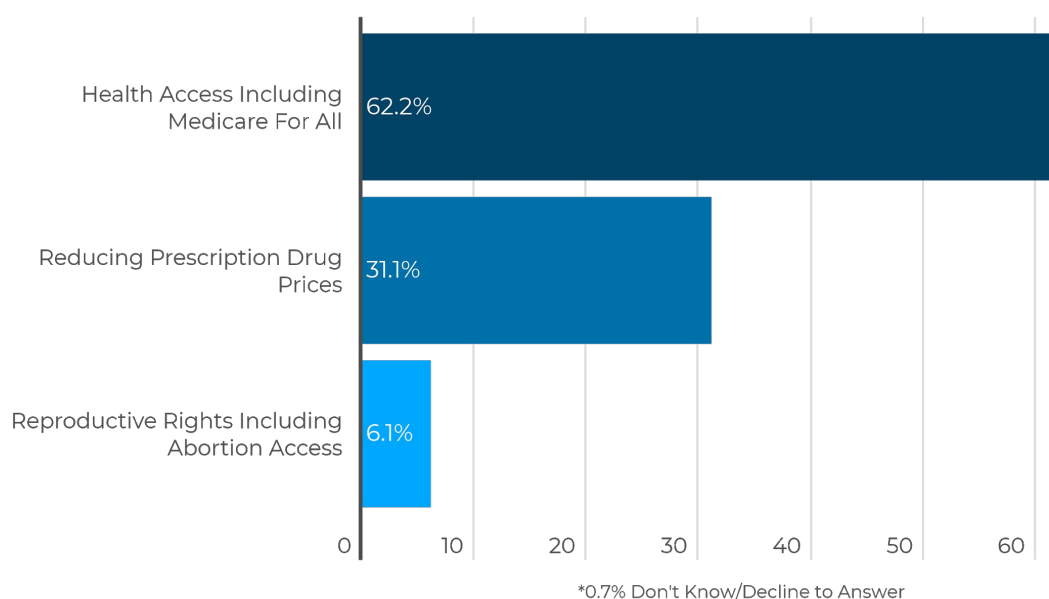
We asked our respondents about the public safety issues that are most important to them. In asking, “Which of the following public safety issues are most important to you?” respondents were asked to choose between: common sense gun control; police accountability and reform; or hate crimes against people of color. The plurality of our respondents, 38%, say that “police accountability and reform” is the most important public safety issue among our answer options. This is followed closely by 31% who say “hate crimes against people of color” and 28% who say “common sense gun reform.”



Question: “Which of the following public safety issues are most important to you? Common sense gun control. Police accountability and reform. Or hate crimes against people of color.”

HEALTH ACCESS IS THE MOST IMPORTANT PUBLIC HEALTH ISSUE AMONG MUSLIM VOTERS IN GEORGIA

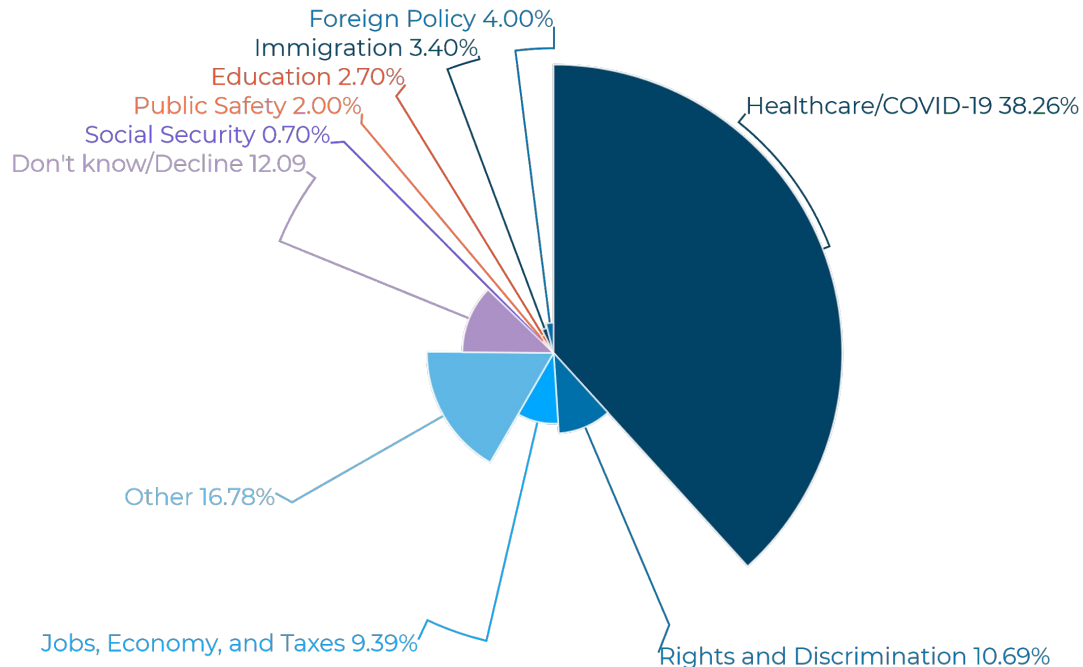
We asked our respondents about the public health issues that are most important to them. In asking, “Which of the following public health issues are most important to you?” respondents were asked to choose between: reproductive rights, including abortion access; health access, including Medicare for all; or reducing prescription drug prices. The majority of our respondents, 62.2%, say that “Health access, including Medicare for all” is the most important public health issue among our answer options. This is followed by 31.1% who say “reducing prescription drug prices” and 6.1% who say “reproductive rights, including abortion access.”



Question: “Which of the following public health issues are most important to you? Reproductive rights, including abortion access. Health access, including Medicare for all. Or reducing prescription drug prices.”

MUSLIM VOTERS IN GEORGIA HAVE DIVERSE POLICY AND ISSUE PRIORITIES

The survey also makes vivid that Muslim voters in Georgia are not monolithic when it comes to opinions about the most pressing policies or issues that a president should prioritize. We asked Muslim voters in Georgia, “What policy or issue would you like a president to prioritize?” adding “What stands out the most?” if respondents stated multiple policies or issues. The open-ended responses were coded into discrete policy and issue categories. Among the Muslim voters we surveyed, 38% want a president to prioritize healthcare and the COVID-19 pandemic, 11% say rights and discrimination, and 9% say jobs, the economy, and taxes. These represent the top three policies or issues the voters we surveyed identified. It is important to note here that a large percentage of responses (17%) are coded as “other.” These responses range from “legalizing marijuana” to having a president “not be racist.”



Question: “In general, what policy or issue would you like a president to prioritize?”

METHODOLOGY

This survey was fielded from July 17 to August 17. The total sample size is 298. Registered voters were identified using voter files obtained from L2. Likely Muslim voters were identified using an algorithm designed by Tom K. Wong at the U.S. Immigration Policy Center (USIPC) at UC San Diego. This algorithm has been used to identify likely Muslim, Arab, and South Asian (MASA) voters, as well as to enhance counts of Asian American and Pacific Islander (AAPI) voters in 501c3, 501c4, and political campaigns across the country. All surveys were conducted via phone. Landlines and cell phones were sampled in the proportion they appeared in each state's voter file. The raw data are weighted to reflect the likely Muslim registered voter population by party, by age group (18-34, 35-55, 55+), and by sex.



October 19, 2020